

3. Netzwerktreffen der Sprachenzentren an Berliner und Brandenburger Hochschulen

Bridging the divide:

an introduction to our flexible, self-paced English course

Mariana Ramírez & Laura Morgenthal

Hochschule für Wirtschaft und Recht

Berlin School of Economics and Law

Sprachenzentrum

Language Centre



On grade level: "I get this."

Already know this: "I'm bored."

Prior learning gaps: "I can't follow this".


Absent: "What did I miss?"

Teacher: "AHHHHHHHHH!!!"



A2

A2+



B1



Only
has time
in the
evening

Works 10- 2



Has a full-
time job

Has a child

Available only in
the morning


Soft deadlines

Differentiation

Self-paced

Multi-modal content

FLEXIBILITY



Student agency

Student Agency

Language Learning

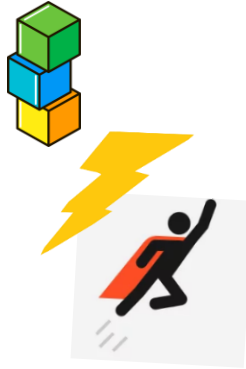
~~Moodle Course~~ – structured –
with requirements... ***and choices!***



© Orbon Alja/Getty Images/E+


Course Modalities: *variations in format*

- 100% In-person
- 100% Online
- Semester lecture period
- Lecture-free period
- Block Course
- Intensive Course
- “Super Hero” Course



Bridge Course – 2 (recurring) formats

FLEX

- During the semester
- **Flexible** – lecturer guided
(weekly pace)
- **Online (Moodle)** –
 - * off-site asynchronous
 - off-site synchronous (BBB) **“Live Sessions”**

BLOCK

- **Lecture-free period**
- **Intensive** – lecturer led
(daily pace)
- **Blended Learning** –
 - off-site asynchronous
 - off-site synchronous (BBB)
 - * on-site

Course Schedule:

Hochschule für
Wirtschaft und Recht Berlin
Berlin School of Economics and Law

Sprachenzentrum
Language Centre
(English)

English B1 Bridge Course

SEMESTER SYLLABUS
(subject to change)

CW	#	Date	Course Content	Notes:
9	1	Feb 26	<ul style="list-style-type: none">Kick-off sessionIntroduction, logistics, objectivesUnit 0 (Let's get started!)	Group A
	2	Feb 27	<ul style="list-style-type: none">Unit 1 (Nice to meet you, what are you studying?)	
	-	Feb 28	<ul style="list-style-type: none">no class	(Homework!)
	3	Feb 29	<ul style="list-style-type: none">Unit 2 (Inspiring people)	
	4	Mar 1	<ul style="list-style-type: none">Unit 3 (Doing small tasks)	
10	5	Mar 4	<ul style="list-style-type: none">GrB – Moodle orientationUnit 4 (Making arrangements)	Groups A & B
	6	Mar 5	<ul style="list-style-type: none">Unit 5 (Writing professional emails)	
	7	Mar 6	<ul style="list-style-type: none">PPI: Mid-course TestUnit 6 (Who is calling, please?)	Check Point: By the end of today, done with Unit 6!
	8	Mar 7	<ul style="list-style-type: none">Unit 7 (Planning a presentation)	
	-		<ul style="list-style-type: none">no class	(Holiday!)
11	9	Mar 11	<ul style="list-style-type: none">Unit 8 (Today, we are going to talk about...)	
	10	Mar 12	<ul style="list-style-type: none">Unit 9 (This brings me to my final point...)	
	-	Mar 13	<ul style="list-style-type: none">no class	(Homework!)
	11	Mar 14	<ul style="list-style-type: none">Final PresentationsPPI: Final Test	
	12	Mar 15	<ul style="list-style-type: none">LeftoversReview & wrap-up	



Blended Learning Schedule:

Course Format Plan | Blended Learning Schedule (subject to change)
 Bridge Course - Intensive Format (WS23/24) Block Course in the Lecture-free Period '24 (in der vorlesungsfreien Zeit '24)

KEY: = On-site (CL 6A 105) vor Ort = Off-site & Synchronous (BBB meeting) nicht vor Ort = Off-site & Asynchronous nicht vor Ort

WEEK 1							
CW 9	Sunday	Monday	Tuesday	Wednesday	Thursday	Friday	Saturday
				Group A (A2 > B1)			
Feb 26 - March 1		Group A Kick-off Session Unit 0 U1: Start	U1	No class kein Unterricht (freihalten für Hausaufgabe!)	U2	U3	
WEEK 2							
CW 10	Sunday	Monday	Tuesday	Wednesday	Thursday	Friday	Saturday
				Groups A & B (A2+ > B1)			
March 4 - 8		Groups A & B First joined session (9B - Moodle orientation) U4	(U4) U5	Mid-course Test! U6 - finished	U7	Holiday! (no class)	
WEEK 3							
CW 11	Sunday	Monday	Tuesday	Wednesday	Thursday	Friday	Saturday
				Groups A & B			
March 11-15		(U7) U8	(U8) U9	No class kein Unterricht (freihalten für Hausaufgabe!) (review, catch-up & presentation prep)	Final Presentations Final Test!	Left-overs Review & wrap-up	



Moodle Course - Layout with *tabs*

Intro

▼ *Let's get started! (Unit 0)*

▼ Unit 1

▼ Unit 2

▼ Unit 3



Course Info

Live Sessions

Moodle Course - Intro to self-learning (& self-checking)



Course Info

Live Sessions

*** WELCOME TO THE ENGLISH B1 BRIDGE COURSE! ***



Just for fun: Can you name that bridge?!

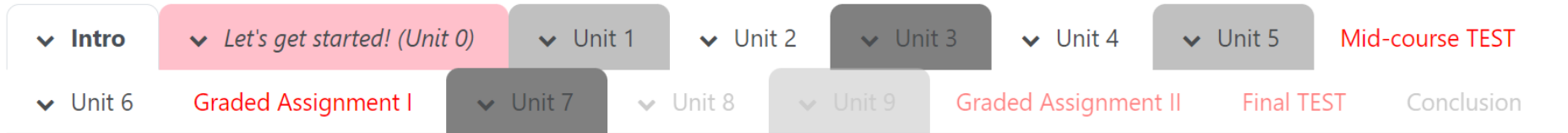
Name that bridge!

- What bridges do you see in the above pictures?
- Where (in what countries) are they located?

For more information:

- Bridge 1 (Wikipedia) [↗](#)
- Bridge 2 (Wikipedia) [↗](#)

Moodle Course - Layout with *tabs*



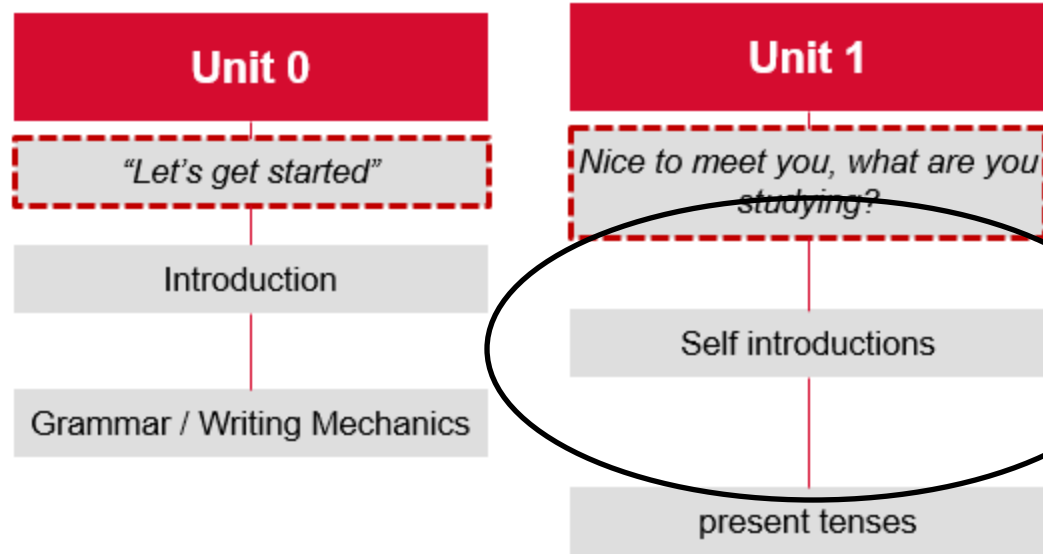
Soft deadlines & self-paced, *but....*

- New units “released” at set intervals
- Course Announcements (encouragement & reminders)
- “Check points” along the way



- ✓ encourages steady progress
- ✓ forms a structured learning journey

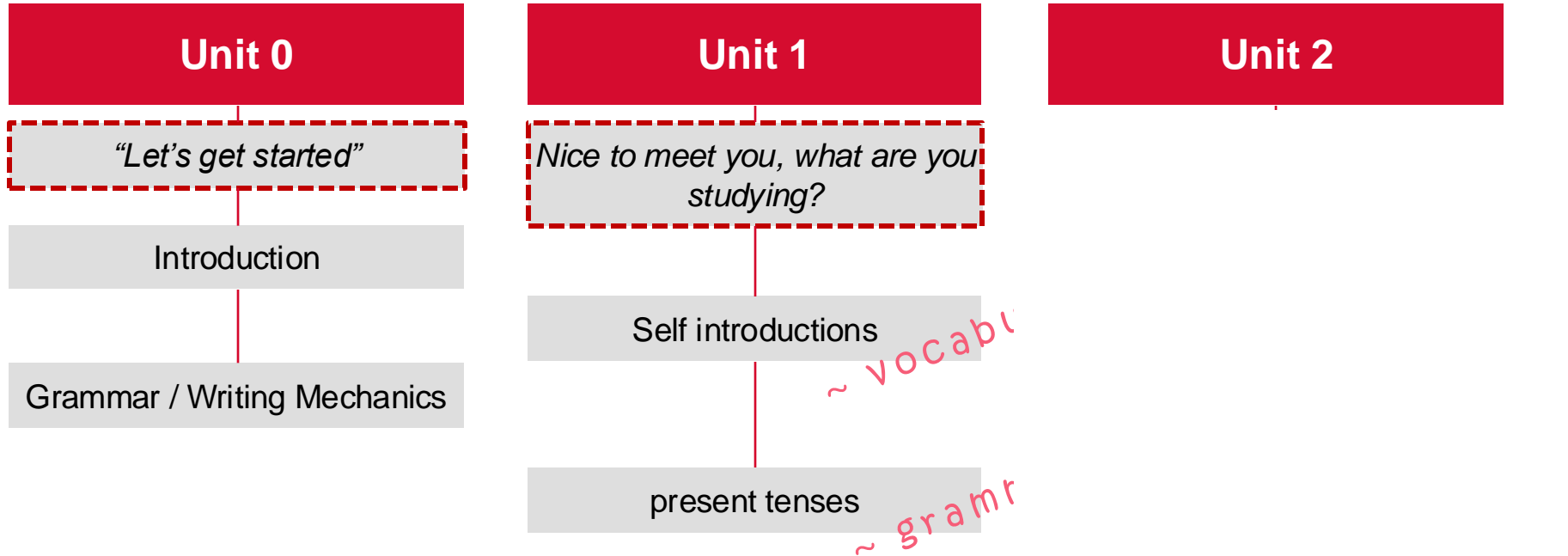
Introductions



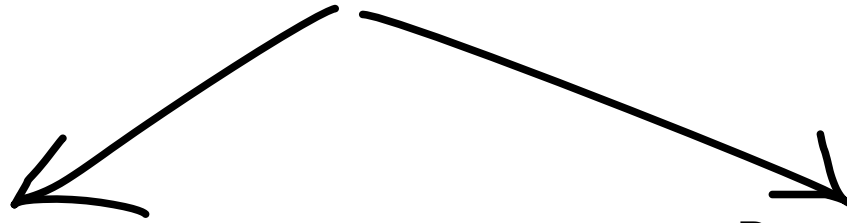
➞ **Live Session**



Course Units



Materials



Mandatory tasks

Monitor

Moodle

Practice tasks

Not monitored

Made with H5P

WHERE DO FREQUENCY ADVERBS GO?

The USD (\$) **usually rises** at times of international crisis.

Prague **is usually** very full in the summer.

3. Complete each sentence by clicking on the preposition that best fits the time adverb.

We met with the client **at / on / in / no preposition** Monday to discuss the project.

The CEO arrived at the office **at / on / in / no preposition** early yesterday morning.

The team completed the project **at / on / in / no preposition** July.

The Board of Directors made an important decision **at / on / in / no preposition** the end of June.

The sales team achieved their targets **at / on / in / no preposition** yesterday.

We held a meeting **at / on / in / no preposition** noon to address the budget issues.

The conference took place in London **at / on / in / no preposition** last month.

The manager completed the report **at / on / in / no preposition** Friday evening.

The project was delivered **at / on / in / no preposition** the evening.

☒ Check

4. Play this memory game to review common irregular verbs

irregular verbs

irregular verbs

irregular verbs

irregular verbs

irregular verbs

irregular verbs

irregular verbs

irregular verbs

irregular verbs

irregular verbs

irregular verbs

irregular verbs

irregular verbs

irregular verbs

irregular verbs



6. Try it! Pronounce the following verbs: fixed, printed, cooked, called, studied & waited.

Press a button below to record your answer.

00:00

● Record

CHOOSE YOUR CHALLENGE

1. Drag and drop the blue labels to mark the different parts of an email. // *Ziehe die blauen Etiketten per Drag & Drop, um die verschiedenen Teile einer E-Mail zu markieren.*
2. Be faster than the clock! // *Sei schneller als die Uhr!*



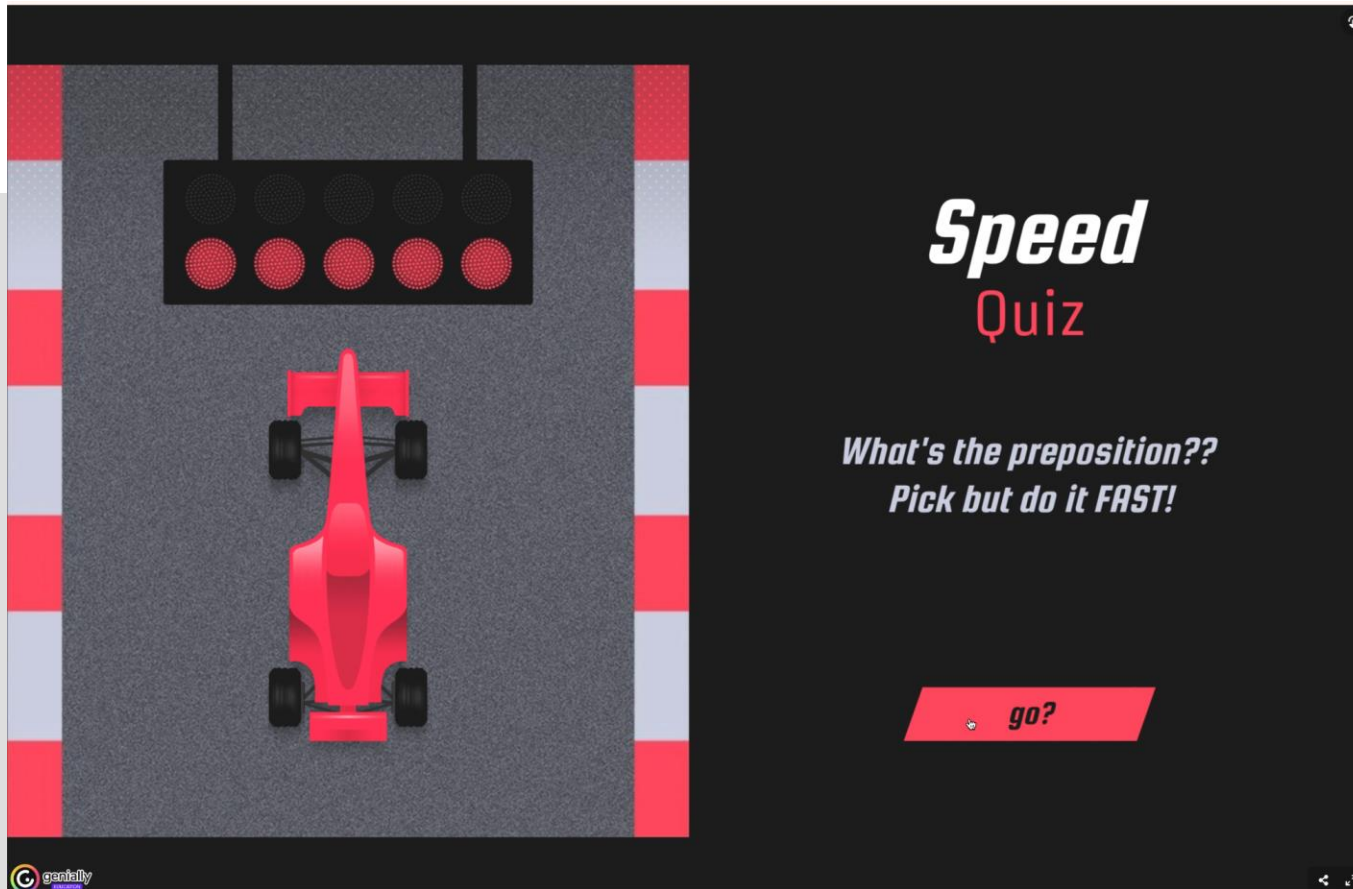
45 SECONDS



30 SECONDS



20 SECONDS



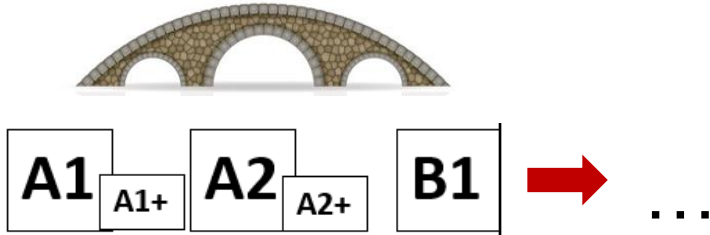
It's
a template!

(No coding
required)

Mixed Levels:

Goal:

- English language level B1




Differentiation!

- Visible, clear options
- Skill delineation
- Navigational instructions
- Resources... *where do I go if...?*

Course Navigation

How to move through this course:

Which tab should I open?!




Course Navigation

Unsure? Confused? Forgetful?

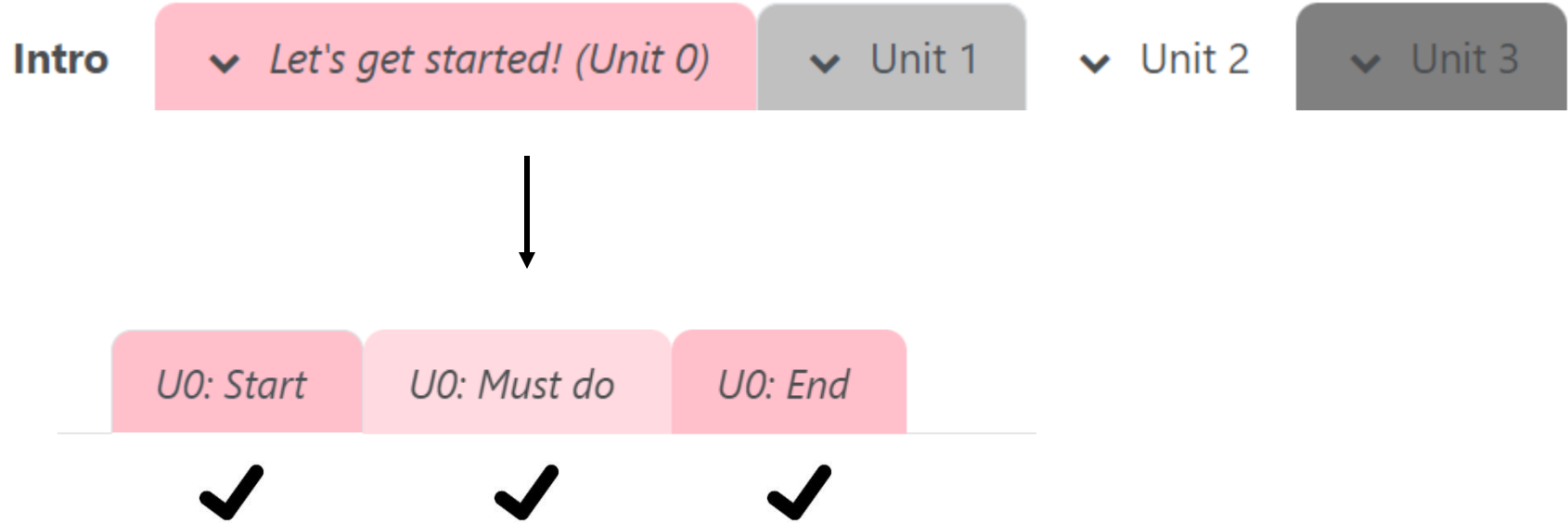
You can always go back



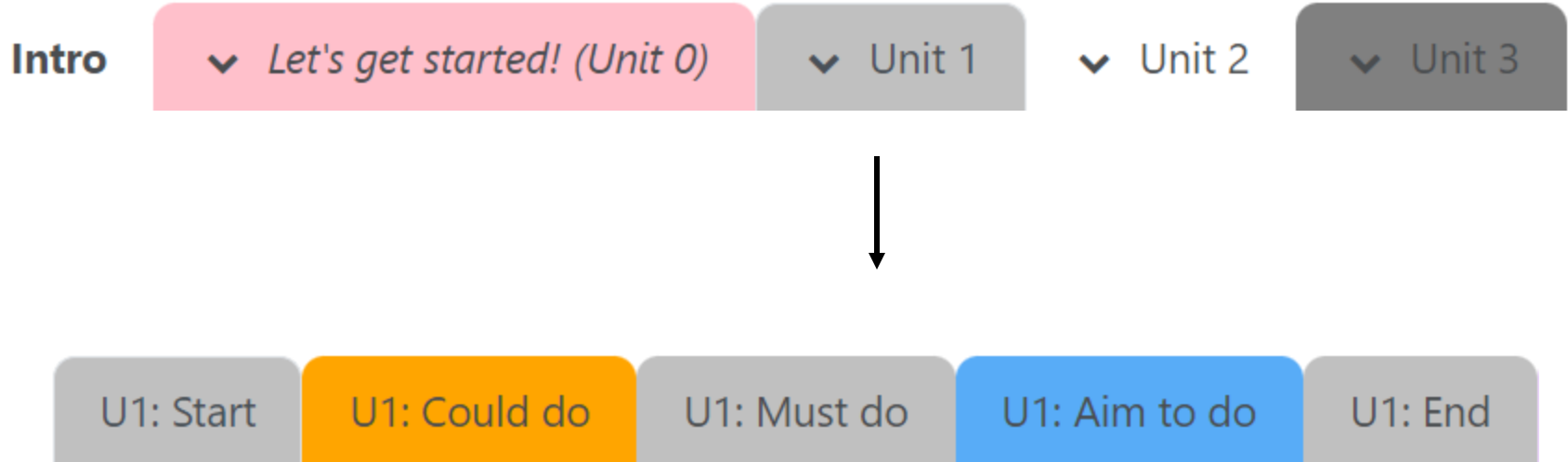
and review old units or complete more of the available tabs.



Moodle Course - Layout with *tabs*



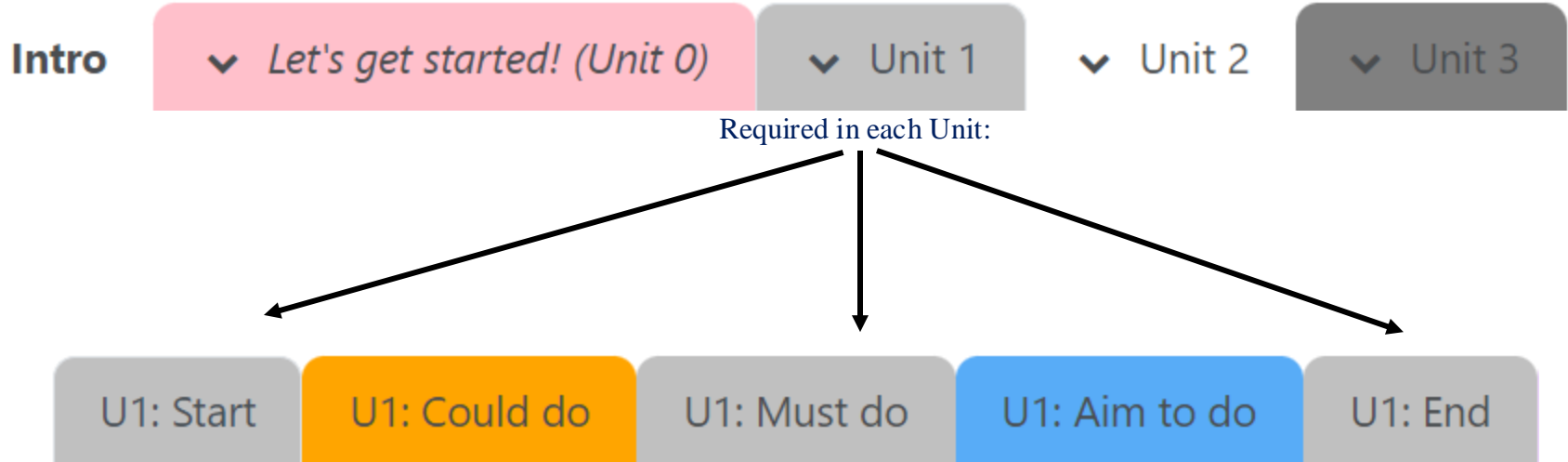
Moodle Course - Layout with *tabs*



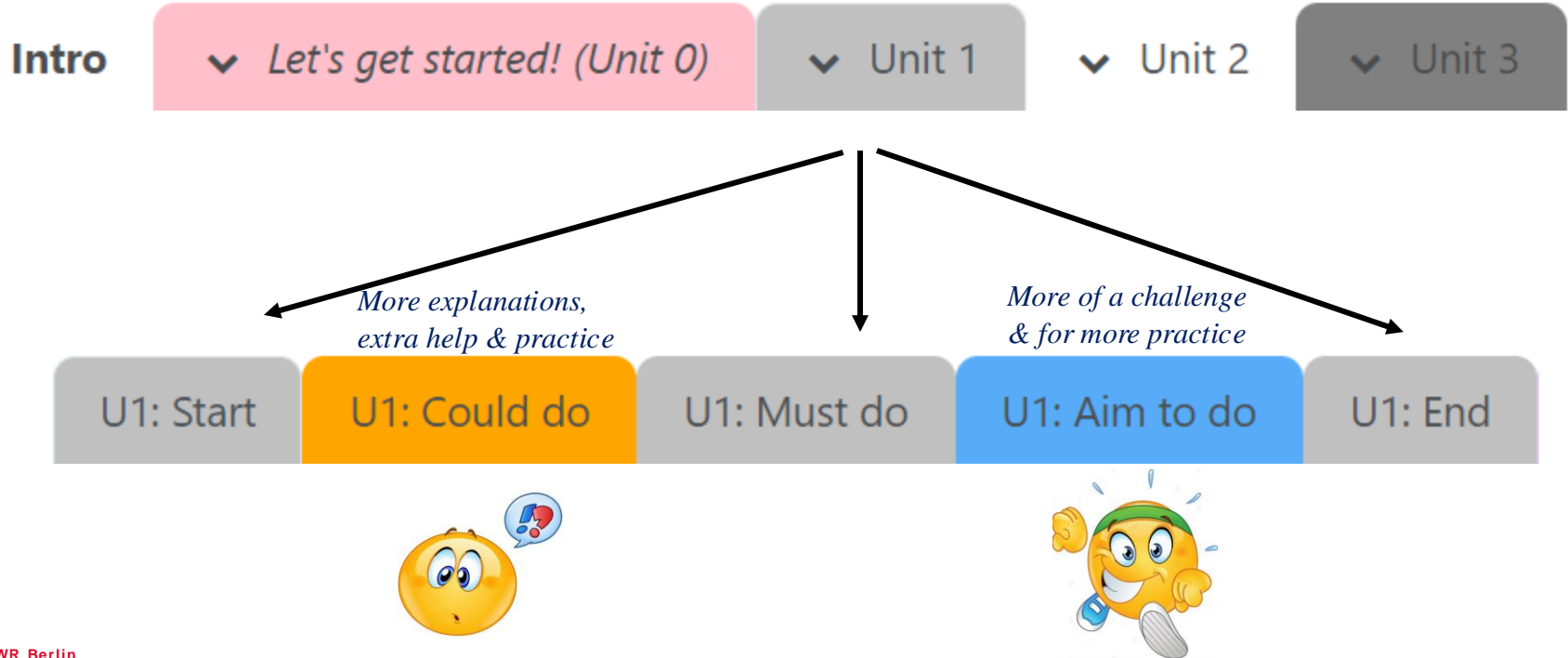
Moodle Course - Layout with *tabs*



Moodle Course - Layout with *tabs*



Moodle Course - Layout with *tabs*



Course Requirements

- “Attendance” & Participation

Course Assessment...

Unit 0

Unit 1

Unit 2

... U9

Course Assessment...

U0...

... U9

Unit 4

Unit 5

Unit 6

Making arrangements

small talk & first impressions



*(Ongoing feedback
in Live Sessions)*

the going-to future

Course Assessment...



PP I : Mid-course
Test



U0...

...U9


Unit 4

Making arrangements

small talk & first impressions

the going-to future

Unit 5



Unit 6



Course Assessment...



PP I : Mid-course
Test



... U9

Progress point!

- to check on your **progress**!
(*Fortschritt & Entwicklung*)
- Do I know what I should know by now?
 - Feedback on your status / progress
 - *Feedback on your improvement*



Course Assessment...

Progress Point I

Mid-course Test (Units 0-5)

Complete the mid-course test for this course.



This is a ***Progress Point*** - to check on your **progress**! (*Fortschritt & Entwicklung*)

Course Assessment...

Progress Point I

Mid-course Test (Units 0-5)

Complete the mid-course test for this course.

How did you do on the mid-course test?

Your results give you an idea about how much you have learned thus far.

> (If you aren't happy with your results, you can go back and review any unit.)



Yay! You're done with Units 0-5.

> now open Unit 6

Course Units

U0...




Unit 8



Unit 9



... the end!



Future outlook...

U0...



Unit 8



Unit 9



... the end!

The finish line !

Presentations! ✓

PP II - Final Test



a progress point!

... keep going !

Future outlook...



Yay! You're done

> now open the last tab, "Conclusion"

Progress point!

❖ In-semester blended-learning course

Opportunities for:

- easier course-beginning & ending phases
- improved T ↔ S visibility
- in-person speaking practice
- increased S ↔ S interaction
- hybrid options



... the end!

The finish line !

Presentations! ✓

PP II - Final Test

a progress point!

... keep going !

3. Netzwerktreffen der Sprachenzentren

an Berliner und Brandenburger Hochschulen

Thank you

Hochschule für Wirtschaft und Recht

Berlin School of Economics and Law

Sprachenzentrum

Language Centre